




Dustin Rudman Invitational #2 - Helderkruin Hill

Overall

26 August 2018




Position		Rider			Final Results				Affiliation	
All	Cat	Bib	EVM	Name	Run 1	Run 2	Best	Rns	Nat	Town-Province
1	1	155	DEM	Frank Meyer	01:15.592	01:17.914	01:15.592	2		
2	2	189	DEM	Struan McMaster	01:19.592	01:17.742	01:17.742	2		
3	3	190	DEM	Cullan McMaster	01:17.962	DNS	01:17.962	2		
4	1	8	EEM	Hayden Brown	01:23.495	01:20.143	01:20.143	2		
5	4	107	DEM	Martin Zietsman	01:22.915	01:20.804	01:20.804	2		
6	5	3	DEM	Robert Frost	01:21.372	01:20.942	01:20.942	2		
7	6	94	DEM	Dirk Van Schalkwyk	01:23.055	DNF	01:23.055	2		
8	1	80	DSV	Chris Pearton	01:24.372	01:24.334	01:24.334	2		
9	7	102	DEM	Wade Prinsloo	01:27.165	01:25.014	01:25.014	2		
10	2	195	EEM	Dylan Wallace	01:27.052	01:28.504	01:27.052	2		
11	1	13	ESV	Ryan van der Spuy	01:31.845	01:27.063	01:27.063	2		
12	2	111	ESV	Steven Rudings	02:58.056	01:27.645	01:27.645	2		
13	8	7	DEM	Dustin Rudman	01:28.002	01:38.082	01:28.002	2		
14	1	24	HEM	Richard Hornsey	01:30.095	01:28.227	01:28.227	2		
15	3	119	ESV	Justin Steyn	01:28.565	DNS	01:28.565	2		
16	3	200	EEM	Jonathan Wareing	01:28.651	01:29.401	01:28.651	2		
17	9	75	DEM	Juan Burger	01:28.914	01:29.967	01:28.914	2		
18	1	18	EVM	Grant Engels	01:29.871	01:29.066	01:29.066	2		
19	1	110	DJM	Jamie Ellis	01:32.045	01:29.283	01:29.283	2		
20	2	182	EVM	Marc Peiser	01:30.872	01:29.535	01:29.535	2		
21	1	104	DYM	Rory Kirk	01:29.635	01:30.065	01:29.635	2		
22	4	46	EEM	Joe Bester	01:34.841	01:30.693	01:30.693	2		
23	1	76	EJM	Andrew Hill	01:37.538	01:30.961	01:30.961	2		
24	4	157	ESV	Jason Geldenguys	01:38.662	01:31.847	01:31.847	2		
25	10	70	DEM	Benji Smit	01:36.596	01:32.095	01:32.095	2		
26	2	91	DJM	Anru Botha	01:35.251	01:32.251	01:32.251	2		
27	1	83	EYM	Evan Smith	01:37.873	01:32.668	01:32.668	2		
28	1	01	DEW	Steffanie Grossmann	01:32.961	01:34.834	01:32.961	2		
29	2	151	EYM	Wayde Gerber	01:37.492	01:33.384	01:33.384	2		
30	5	88	EEM	Bradon Webster	01:42.135	01:33.437	01:33.437	2		
31	5	191	ESV	Ronald Jacobs	01:33.642	01:35.042	01:33.642	2		
32	11	90	DEM	Josh Bryant	01:34.391	01:33.651	01:33.651	2		
33	2	101	DSV	Des Ellis	01:35.502	01:33.665	01:33.665	2		
34	3	11	DJM	Ricardo de Waal	01:33.695	DNF	01:33.695	2		
35	3	193	DSV	Oliver Jones	01:33.941	01:33.965	01:33.941	2		
36	1	188	DVM	Mark Sydney	01:34.085	01:34.872	01:34.085	2		
37	6	16	EEM	Francois Terblanche	01:35.362	01:34.135	01:34.135	2		
38	12	199	DEM	Martin Degenaar	01:34.435	02:15.552	01:34.435	2		
39	3	27	EVM	Chris Ackermann	01:36.682	01:34.492	01:34.492	2		
40	2	21	DYM	Matthew van Heerden	01:34.784	01:35.257	01:34.784	2		
41	13	109	DEM	Ruan Du Rand	01:41.992	01:35.091	01:35.091	2		
42	4	181	EVM	Mike Lewis	01:38.552	01:35.143	01:35.143	2		
43	3	35	DYM	Nathan Calitz	01:39.082	01:35.338	01:35.338	2		



Dustin Rudman Invitational #2 - Helderkruin Hill

Overall

26 August 2018




Position		Rider			Final Results				Affiliation	
All	Cat	Bib	EVM	Name	Run 1	Run 2	Best	Rns	Nat	Town-Province
44	2	81	HEM	Alastair Ballantyne	01:40.057	01:35.402	01:35.402	2		
45	5	30	EVM	Dylan Raffanti	01:35.452	01:37.915	01:35.452	2		
46	4	115	DYM	Dylan van Tonder	01:35.641	01:35.752	01:35.641	2		
47	5	26	DYM	James Stewart	01:38.012	01:35.965	01:35.965	2		
48	7	192	EEM	Jean-Richard Dinder	01:36.405	01:36.142	01:36.142	2		
49	6	69	ESV	Jonathan Klopper	01:38.272	01:36.441	01:36.441	2		
50	14	23	DEM	Marcus Malczak	01:37.746	01:36.468	01:36.468	2		
51	7	17	ESV	Claudio De Luca	01:37.152	01:36.654	01:36.654	2		
52	6	58	DYM	Ryan Scrimgeour	01:41.391	01:36.841	01:36.841	2		
53	1	118	EEW	Julia Kotze	01:39.602	01:37.405	01:37.405	2		
54	8	22	ESV	Gerrit De Jager	01:37.665	01:40.682	01:37.665	2		
55	9	28	ESV	David Hannaway	01:37.751	DNF	01:37.751	2		
56	8	29	EEM	Johan Zeelie	01:41.223	01:37.841	01:37.841	2		
57	9	114	EEM	Thomas Corben	01:40.695	01:38.052	01:38.052	2		
58	7	31	DYM	Alexander Sweidan	01:48.652	01:38.574	01:38.574	2		
59	10	180	ESV	Louis Kritzinger	01:39.592	01:38.755	01:38.755	2		
60	10	153	EEM	Coenie Niemand	01:39.495	01:38.965	01:38.965	2		
61	4	106	DSV	Francois du Toit	01:39.097	01:42.163	01:39.097	2		
62	2	56	DVM	Mike Kemp	01:39.271	DNS	01:39.271	2		
63	3	201	HEM	Joshua Douglas	01:39.552	01:41.876	01:39.552	2		
64	11	37	ESV	Arno Venter	01:40.082	01:47.438	01:40.082	2		
65	4	96	DJM	Eric Putter	01:40.242	01:40.912	01:40.242	2		
66	11	15	EEM	Graham Parkinson	01:40.252	01:44.243	01:40.252	2		
67	3	62	DVM	Jason Jenkinson	01:40.252	DNS	01:40.252	2		
68	12	198	ESV	Darol Howes	01:40.441	01:41.806	01:40.441	2		
69	4	178	DVM	Johan Woest	01:45.576	01:41.156	01:41.156	2		
70	13	19	ESV	Chris Schmidt	01:41.342	DNS	01:41.342	2		
71	5	65	DSV	Tyrone Mulligan	01:41.376	01:57.362	01:41.376	2		
72	15	59	DEM	Magnus Koekemoer	01:42.052	01:42.365	01:42.052	2		
73	3	50	EYM	Ethan Olsen	01:59.962	01:42.153	01:42.153	2		
74	4	112	HEM	Bennie Burger	01:43.160	01:48.872	01:43.160	2		
75	14	48	ESV	Pierre Joubert	01:43.665	01:51.082	01:43.665	2		
76	6	25	DSV	Leon Klopper	01:44.336	DNF	01:44.336	2		
77	1	43	ESW	Cindy Porobich	01:44.502	01:54.602	01:44.502	2		
78	6	78	EVM	Sean Lawrence	01:44.962	DNS	01:44.962	2		
79	15	86	ESV	Warren Garbutt	01:45.142	02:15.506	01:45.142	2		
80	1	71	DJW	Robin Stewart	01:48.495	01:45.257	01:45.257	2		
81	12	79	EEM	Keagan Hayman	01:45.572	DNS	01:45.572	2		
82	7	52	DSV	Jurgens De Jager	01:46.282	DNS	01:46.282	2		
83	13	64	EEM	Jacques Siebert	01:50.152	01:46.876	01:46.876	2		
84	5	177	HEM	Keanan Goodway	01:52.405	01:47.916	01:47.916	2		
85	5	49	DJM	Shaun Olsen	01:55.346	01:47.965	01:47.965	2		
86	1	02	DVW	Nikki Alvin	01:52.056	01:48.253	01:48.253	2		



Dustin Rudman Invitational #2 - Helderkruin Hill

Overall

26 August 2018




Position		Rider			Final Results				Affiliation	
All	Cat	Bib	EVM	Name	Run 1	Run 2	Best	Rns	Nat	Town-Province
87	2	60	EJM	Dillon Smit	DNF	01:48.784	01:48.784	2		
88	16	38	ESV	Gerhard Habib	01:49.240	01:56.053	01:49.240	2		
89	4	84	EYM	Neill Smith	01:49.361	01:53.726	01:49.361	2		
90	7	39	EVM	Rupert de Beer	01:50.062	01:58.751	01:50.062	2		
91	8	183	DSV	Heinz Bensch	01:50.193	01:50.965	01:50.193	2		
92	14	103	EEM	Warren van Niekerk	01:50.463	01:51.362	01:50.463	2		
93	6	34	DJM	Matthew Buttle	01:55.961	01:50.492	01:50.492	2		
94	8	47	DYM	Christoff Viljoen	01:53.742	01:51.845	01:51.845	2		
95	17	156	ESV	Karel De Jager	01:52.262	01:52.744	01:52.262	2		
96	9	61	DSV	Justin Augustine	01:53.464	01:54.332	01:53.464	2		
97	18	159	ESV	J-Ram Alabanzas	01:55.531	01:53.665	01:53.665	2		
98	6	172	HEM	Marc Burger	01:56.505	01:54.192	01:54.192	2		
99	1	105	DSB	Luke Kirk	01:55.152	01:54.331	01:54.331	2		
100	1	05	EYW	Lauriesian Brett	01:54.623	01:56.381	01:54.623	2		
101	2	176	EEW	Henrike Nielpuetz	01:55.912	01:54.657	01:54.657	2		
102	19	67	ESV	Edu De Beer	01:55.142	DNF	01:55.142	2		
103	1	74	DMM	Mark Minter	01:57.665	01:55.163	01:55.163	2		
104	2	93	EYW	Somien Botha	01:58.014	01:55.255	01:55.255	2		
105	2	66	DMM	Guy Wentzel	02:01.591	01:55.534	01:55.534	2		
106	15	53	EEM	Nico Bester	01:56.192	DNF	01:56.192	2		
107	16	36	EEM	Stephan Smidt	01:59.095	01:56.232	01:56.232	2		
108	7	186	HEM	Kevin Knoetze	02:00.663	01:56.365	01:56.365	2		
109	10	51	DSV	Juvan Kempen	01:57.652	DNF	01:57.652	2		
110	8	197	HEM	Shaun Labuschagne	01:57.742	02:00.034	01:57.742	2		
111	3	158	EEW	Claudia Gnudi	01:57.755	02:05.663	01:57.755	2		
112	20	95	ESV	Dominique Munzer	01:58.093	DNF	01:58.093	2		
113	21	108	ESV	Michael Rassmann	01:58.750	02:02.748	01:58.750	2		
114	4	03	EEW	Tasmin Johnston	01:58.872	02:12.368	01:58.872	2		
115	11	97	DSV	Martin Klaasen	01:59.253	DNF	01:59.253	2		
116	7	72	DJM	Rion Minnaar	02:14.756	02:00.165	02:00.165	2		
117	2	174	DVW	Sonja Elgelbrecht	02:03.752	02:00.226	02:00.226	2		
118	22	42	ESV	Dan Basley	02:02.531	DNF	02:02.531	2		
119	2	173	ESW	Laetitia Fay	02:27.255	02:03.005	02:03.005	2		
120	9	63	DYM	Conor Buck	02:07.964	02:03.012	02:03.012	2		
121	17	45	EEM	Leith Anticevich	DNF	02:03.493	02:03.493	2		
122	3	04	ESW	Maude Badenhorst	02:05.363	02:06.884	02:05.363	2		
123	8	92	EVM	Rudi Botha	02:06.015	02:07.742	02:06.015	2		
124	10	89	DYM	Zakhele Msiza	02:07.051	02:15.874	02:07.051	2		
125	4	98	ESW	Edwina Lutsch	02:16.256	02:08.742	02:08.742	2		
126	18	54	EEM	Ruan Janse van Rensburg	DNF	02:09.626	02:09.626	2		
127	23	196	ESV	Macreg Kaliszka	02:11.057	DNF	02:11.057	2		
128	11	85	DYM	Jaco Eloff	02:21.713	02:12.083	02:12.083	2		
129	24	154	ESV	Tom Stewart	02:14.001	DNF	02:14.001	2		



Dustin Rudman Invitational #2 - Helderkruin Hill

Overall

26 August 2018



Position		Rider			Final Results				Affiliation	
All	Cat	Bib	EVM	Name	Run 1	Run 2	Best	Rns	Nat	Town-Province
130	25	41	ESV	Werner Grobler	02:14.248	DNS	02:14.248	2		
131	26	40	ESV	Jacques Jakes Muller	02:14.502	02:32.888	02:14.502	2		
132	9	194	HEM	Joost Heystek	02:19.083	02:16.014	02:16.014	2		
133	27	55	ESV	Jaco Coetzee	02:16.871	DNS	02:16.871	2		
134	28	57	ESV	Ricardo Gouveia	02:25.122	02:18.832	02:18.832	2		
135	8	117	DJM	Hermann Kohrs	02:23.755	DNF	02:23.755	2		
136	5	152	EYM	Ethan Cook	02:27.156	02:39.156	02:27.156	2		
137	9	68	EVM	Mathew Jacques	02:32.336	02:44.185	02:32.336	2		
138	2	179	DSB	Justin Woest	02:45.491	06:02.245	02:45.491	2		
139	29	14	ESV	Mark Silverwood	DNF	DNS	50:00.000	2		
140	30	73	ESV	Ryan Truter	DNF	DNS	50:00.000	2		
141	12	33	DYM	Philip Coetzer	DNF	DNS	50:00.000	2		